

# T207E

ELECTRIC  
MATERIAL  
HANDLER



5 TON



16 TON



1X30 KW



7,5-8,2 M

75 YEARS OF EXPERIENCE,  
A DRIVING FORCE,  
DESIGNED FOR THE FUTURE

**TABARELLI**





# T207E

## ELECTRIC MATERIAL HANDLER

Perfect for working in closed or confined spaces



## Four working modes

Like the T308E and T409-2CE, this model can also be used in different ways, depending on the requirements.

### Speed 1 ➤ Eco

The first speed has low energy consumption, with low speed of movement but high precision. Ideal for preserving battery life.

### Speed 2 ➤ Normal

The second speed provides balanced consumption with good performance. This is the mode that is used to bring out the efficiency of the machine.

### Speed 3 ➤ Dynamic

The third speed is the right compromise for working with a dynamic machine and still maintain a good energy autonomy.

### Speed 4 ➤ Power

The fourth speed can be used for work requiring high performance. In such cases, the machine performs to its full capacity.

## 4 WORKING SPEEDS:

➔ ECO,  
➔ NORMAL,  
➔ DYNAMIC,  
➔ POWER!

More than **75 years of experience** in the design and manufacture of wheeled **material handlers** for the collection and handling of ferrous scrap, metals and industrial waste is the best guarantee of a proven historical reliability.

All our material handlers have been designed and manufactured to ensure: great ease of use, low maintenance and **high production performance**.





# THE LITTLE ONE WITH AN EYE → ON THE ENVIRONMENT

## A lash of dynamism and new

The need to produce **machines that meet the needs of the waste and scrap world**, but are at the same time environmentally sustainable, led to the creation of the T207E. This material handler brings with it all the advantages of its diesel-powered sibling, but winks at the environment thanks to the use of an electric motor.

The new design, with futuristic lines, gives a breath of dynamic and new twist, breaking away from the lines of the diesel material handlers. Its small size combined with power, precision and an electric heart, make it the perfect material handler for working in closed or confined spaces.



New LED headlights for low consumption



Quick battery change for trouble-free two-shift work

## AS WELL AS → RESPECT FOR THE ENVIRONMENT



### New design

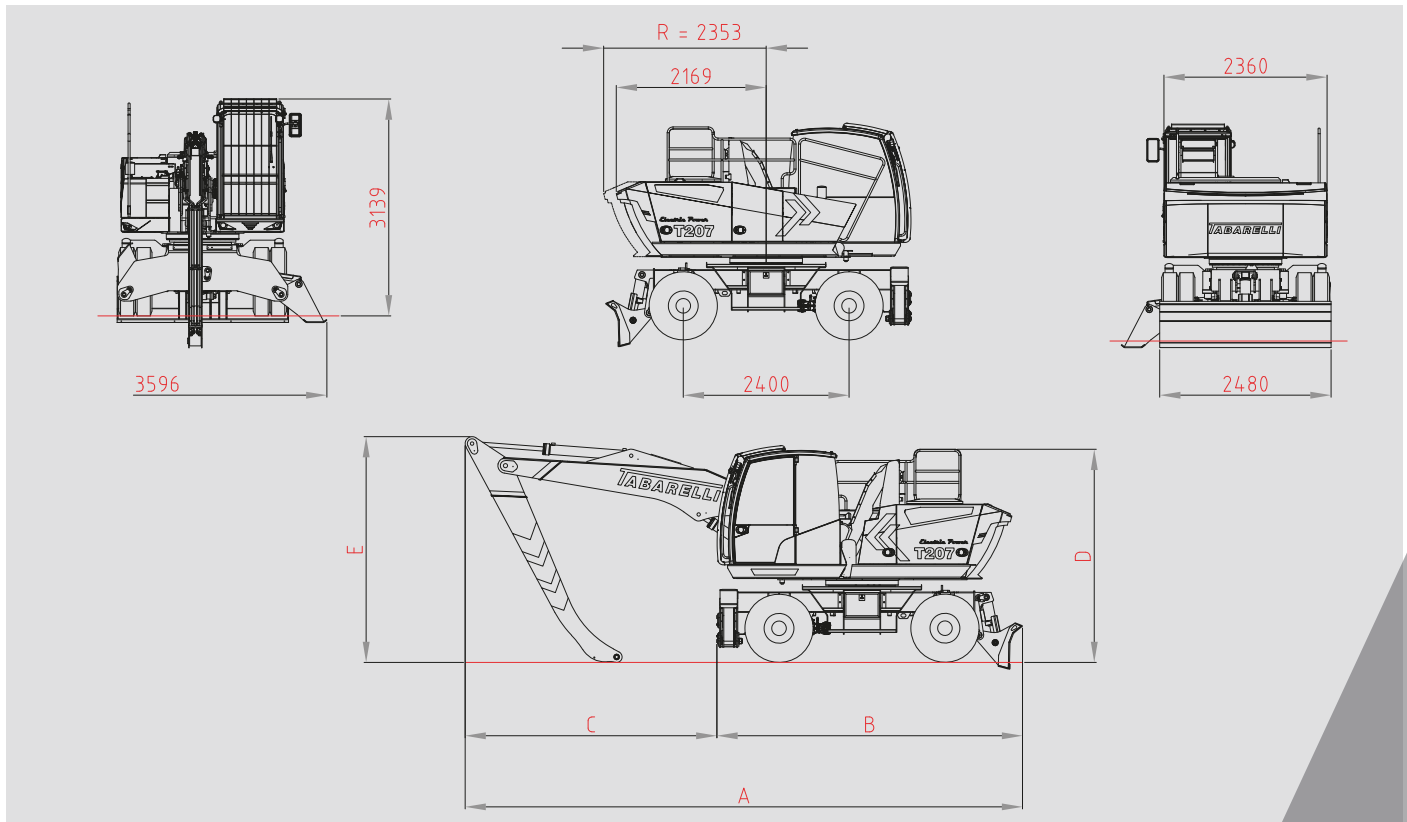
The new line, which enhances its dynamic appearance and innovative design, sets it apart from the diesel material handler range. The presence of a LED on the rear ballast outlines the futuristic personality of this sustainable material handler. A LED "L" underlines the cab lights, confirming the technological and innovative look of this model.

### Quiet

In addition to environmental friendliness, the possibility of working with an electric motor reduces environmental noise, which has a positive impact on the worker's activities. The ability to change the battery quickly means that the work cycle is not interrupted for too long and that sustainability and efficiency can be combined.



# DIMENSIONS



dimensions mm	7,5 m version		8,2 m version	
	□	□⊥	□	□⊥
A	7867	7867	8068	8068
B	4134	4424	4134	4424
C	3733	3443	3934	3644
D	3085	3085	3085	3085
E	2675	2675	3269	3269

## EQUIPMENT

### > STANDARD

- > Radio with loudspeaker
- > 5 LED headlights
- > Front shovel
- > Four-wheel drive
- > Two-speed gearbox
- > Electric or hydraulic steering system
- > Superelastic solid tyres
- > Intermediate rubber rings
- > Boom with monolithic secondary length tot. 7.5 m
- > Hydraulic lifting cab
- > Automatic greasing system

### < OPTIONAL

- < 2 rear outriggers
- < Boom with monolithic secondary length total 8.2 m
- < Selector boom total length 7.5 m
- < Air conditioning
- < Half-boom worklights
- < Pneumatic Grammer Seat
- < Translation buzzer
- < Rear and side camera

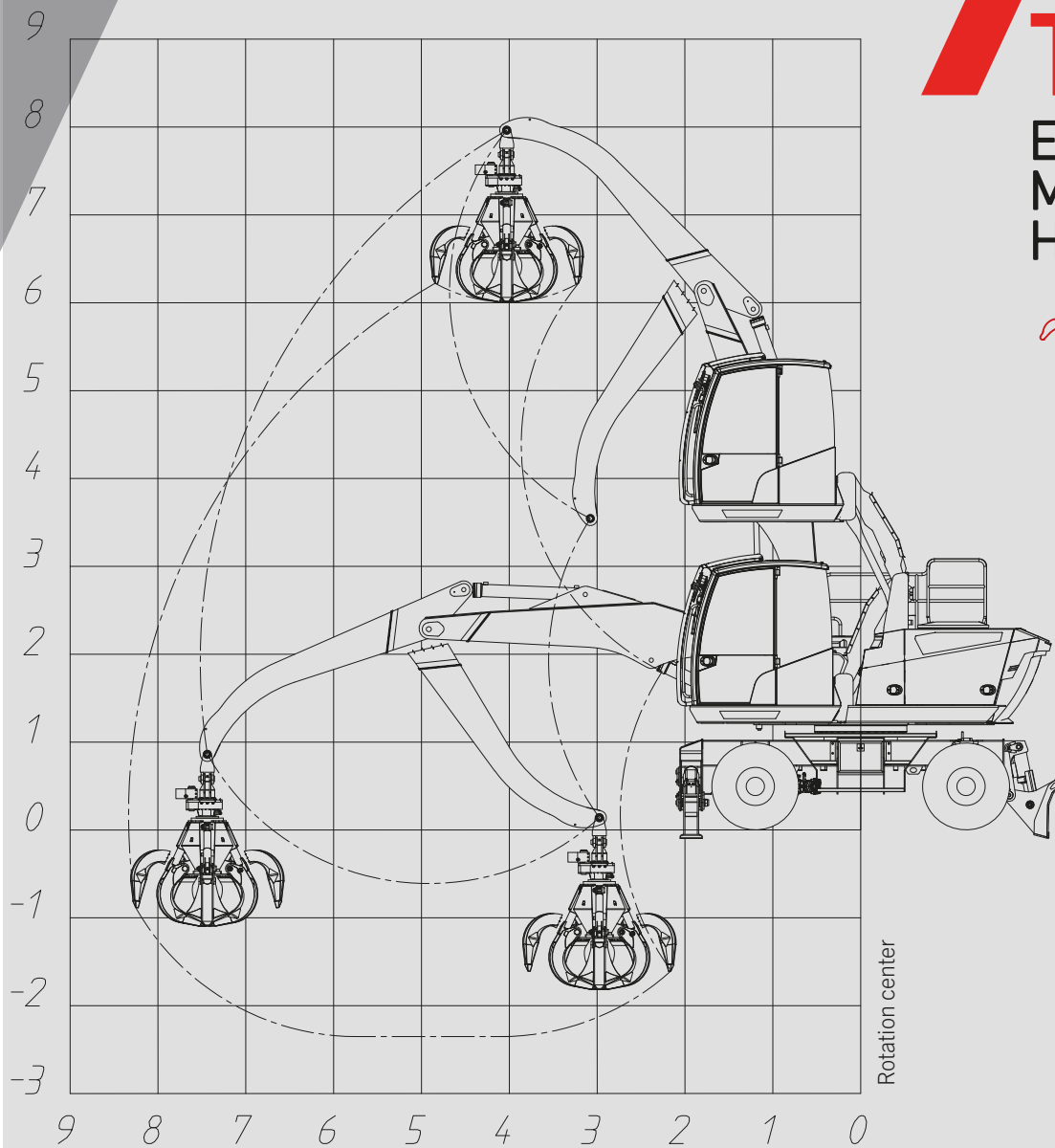


# T207E

## ELECTRIC MATERIAL HANDLER



7,5 m



## DIAGRAM OF MOVEMENTS

### LIFTING CAPACITY

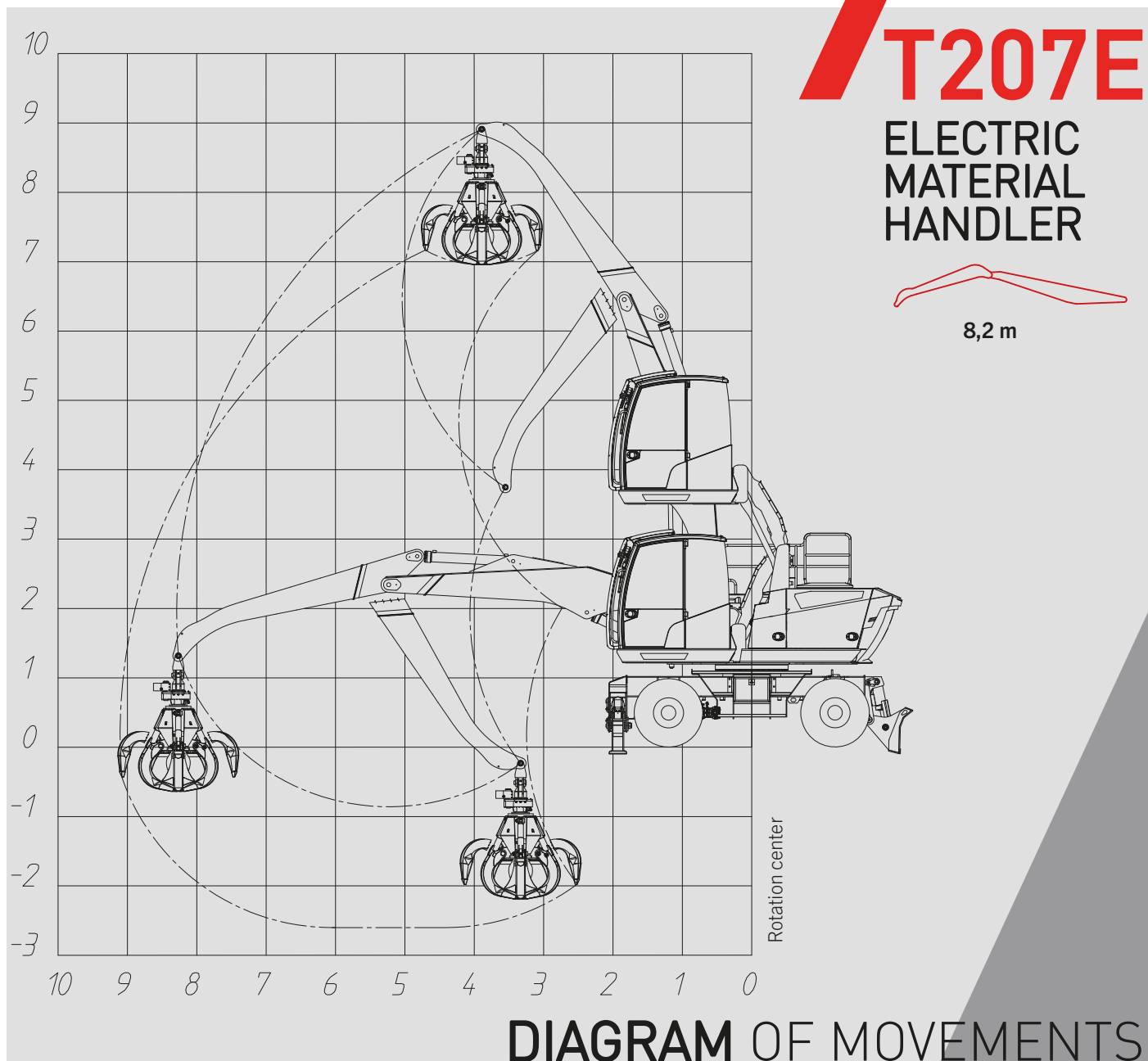
Height	Undercarriage configuration															
8,0		4,2	4,1	3,1												
		4,2	3,7	2,8												
7,0					3,5	3,0	2,2									
					3,4	2,7	2,0									
6,0					3,4	3,0	2,2	3,1	2,3	1,7						
					3,4	2,7	2,0	2,6	2,1	1,6						
5,0					3,5	3,0	2,2	3,1	2,3	1,7	3,0	2,1	1,5			
					3,4	2,7	2,0	2,6	2,1	1,6	2,3	1,9	1,4			
4,0		4,4	4,0	3,0	3,7	2,9	2,2	3,2	2,3	1,7	3,0	2,0	1,5			
		4,4	3,6	2,7	3,4	2,7	2,0	2,6	2,1	1,6	2,3	1,9	1,4			
3,0		4,9	3,9	3,0	3,9	2,9	2,2	3,3	2,3	1,7	3,1	2,0	1,5	2,7	1,7	1,3
		4,6	3,6	2,7	3,3	2,6	2,0	2,6	2,1	1,5	2,3	1,8	1,4	1,8	1,6	1,2
2,0		5,3	3,9	2,9	4,1	2,8	2,1	3,4	2,2	1,7	3,1	2,0	1,5	2,7	1,7	1,3
		4,5	3,5	2,6	3,3	2,6	1,9	2,5	2,0	1,5	2,3	1,8	1,4	1,9	1,5	1,2
1,0		5,4	3,8	2,8	4,2	2,8	2,1	3,4	2,2	1,7	3,1	2,0	1,5	2,5	1,7	1,3
		4,4	3,4	2,6	3,2	2,5	1,9	2,5	2,0	1,5	2,3	1,8	1,4	1,9	1,5	1,2
0,0		5,2	3,8	2,8	4,1	2,8	2,1	3,2	2,2	1,6	2,9	2,0	1,5			
		4,4	3,4	2,5	3,2	2,5	1,9	2,5	2,0	1,5	2,3	1,8	1,4			
RANGE OF ACTION		4,0			5,0			6,0			6,5			7,4		

The values, expressed in ton, are to be considered: at the hook without lifting elements applied; with the machine fixed on a flat, horizontal and stable surface, with the oscillating axle locked.

Maximum longitudinal loading capacity Maximum range at 360° Loading capacity ISO 10567

ON WHEELS BLADE +2 OUTRIGGERS 4 OUTRIGGERS BLADE +4 OUTRIGGERS BLADE + WHEELS

NOTE: data and weights are indicative and not binding: Tabarelli reserves the right to make the changes it deems appropriate.



### LIFTING CAPACITY

Height	Underc. config.																				
8,0		3,1 3,1	3,1 3,1	2,6 2,4	3,0 3,0	3,0 2,7	2,2 2,0														
7,0					2,9 2,9	2,9 2,8	2,3 2,1	2,7 2,7	2,7 2,4	2,0 1,8	2,6 2,6	2,3 2,1	1,8 1,6								
6,0		3,0 3,0	3,0 3,0	2,6 2,4	2,8 2,8	2,8 2,8	2,3 2,1	2,7 2,7	2,7 2,4	2,0 1,8	2,6 2,6	2,4 2,2	1,8 1,6	2,5 2,4	2,1 1,9	1,6 1,4					
5,0		3,1 3,1	3,1 3,1	2,6 2,4	2,9 2,9	2,9 2,8	2,3 2,1	2,7 2,7	2,7 2,4	2,0 1,8	2,6 2,6	2,4 2,2	1,8 1,6	2,5 2,4	2,1 1,9	1,6 1,4	2,3 2,2	1,9 1,7	1,4 1,3		
4,0		3,3 3,3	3,3 3,1	2,6 2,3	3,0 3,0	3,0 2,7	2,2 2,0	2,8 2,8	2,6 2,4	2,0 1,8	2,6 2,6	2,3 2,1	1,8 1,6	2,5 2,4	2,1 1,9	1,6 1,4	2,3 2,2	1,9 1,7	1,4 1,3		
3,0		3,5 3,5	3,3 3,0	2,5 2,3	3,2 3,2	2,9 2,6	2,2 2,0	2,9 2,9	2,6 2,3	1,9 1,8	2,7 2,6	2,3 2,1	1,7 1,6	2,5 2,4	2,1 1,9	1,6 1,4	2,3 2,2	1,9 1,7	1,4 1,3		
2,0		3,7 3,7	3,2 2,9	2,4 2,2	3,3 3,3	2,8 2,6	2,1 1,9	3,0 2,9	2,5 2,3	1,9 1,7	2,8 2,6	2,3 2,0	1,7 1,5	2,5 2,3	2,0 1,8	1,5 1,4	2,3 2,1	1,9 1,7	1,4 1,3		
1,0		3,7 3,6	3,1 2,8	2,4 2,1	3,3 3,2	2,8 2,5	2,1 1,9	3,0 2,8	2,5 2,2	1,9 1,7	2,7 2,6	2,2 2,0	1,7 1,5	2,5 2,3	2,0 1,8	1,5 1,4	2,3 2,1	1,8 1,7	1,4 1,3		
0,0		3,6 3,6	3,1 2,8	2,3 2,1	3,2 3,2	2,7 2,5	2,0 1,8	2,9 2,8	2,4 2,2	1,8 1,6	2,6 2,5	2,2 2,0	1,7 1,5	2,3 2,3	2,0 1,8	1,5 1,4					
RANGE OF ACTION		5,0			5,5			6,0			6,5			7,0			7,5			8,2	

The values, expressed in ton, are to be considered: at the hook without lifting elements applied; with the machine fixed on a flat, horizontal and stable surface, with the oscillating axle locked.

Maximum longitudinal loading capacity Maximum range at 360° Loading capacity ISO 10567

ON WHEELS BLADE +2 OUTRIGGERS 4 OUTRIGGERS BLADE +4 OUTRIGGERS BLADE + WHEELS

NOTE: data and weighs are indicative and not binding: Tabarelli reserves the right to make the changes it deems appropriate.



# T207E

ELECTRIC  
MATERIAL  
HANDLER



# TECHNICAL SPECIFICATIONS

**ENGINE** Liquid-cooled AC electric motor, power 1 x 30kW, controlled by electric power circuit

**BATTERIES** 1x1120Ah – 80V  
**ENGINE SPEED ADJUSTMENT** Selector switch with 4 selectable operating modes

## HYDRAULIC SYSTEM

**Main pump** Variable displacement axial piston pump  
**Max. flow rate** 180 l/min (at 2250 rpm)  
**Max. pressure** 280 bar  
**Adjustment** Electro-hydraulic controls  
**Heat exchanger** Water/oil side-by-side elements with by-pass valve  
**Filtering** Partial on return to tank  
**Tank capacity** 200l

## TURRET ROTATION

**Engine** Radial piston with load-sensing distributor element  
**Gearbox** Epicycloidal  
**Fifth wheel** Made of special 2-turn ball steel with hardened internal toothing  
**Rotational speed** 0-8 rpm

## CABIN

**Operator's cabin** Spacious and comfortable, heated, soundproofed, **with hydraulic pantograph lift.**  
**Operator view approx. 5.2 metres from the ground**  
**Front protection grille and no. 5 LED work lights**  
**Guide** **Push-button electrics on servocontrol or power steering**  
**Seat** **GRAMMER** “gran comfort” with 6 settings and weight-adjustable suspension  
**Dashboard** Large colour display with text and graphic symbols for controlling the main machine functions, alarms and data  
**Main servocontrols** Integrated in the armrests with cross movement  
**Translation control** Electric foot pedal with 2 levers  
**Auxiliary movements** Electric and electro-hydraulic control

## UNDERCARRIAGE

**Translation** Axial piston motor with start and brake control valve  
**Gearbox** 2-speed with electro-hydraulic control  
**Axles** **Double traction** with heavy-duty industrial bridges and epicycloidal gearbox in the hubs.  
Steered and oscillating front axle with hydraulic locking cylinders  
**Rims** 6.50/20 8-hole  
**Tyres** No. 8 super-elastic solid tyres 8.25/20  
**Brake** Disc parking  
**Speed**  
**1^** 0-4 km/h  
**2^** 0-12 km/h  
**Shovel** **No. 1 front shovel** with stabilising function  
**Stabilisers** **Without stabilisers** (No. 2 optional hydraulic rear stabilisers)



<b>BOOM</b>	
<b>Structure</b>	Steel, monolithic high-strength, in 2 elements with monolithic secondary
<b>Length</b>	7.5 to 8.2m optional (7.5m also available with hydraulic extension)
<b>Bushings and pins</b>	Made of special case hardening steel
<b>Cylinders</b>	Single cylinder on 1st boom and 2nd boom
<b>EQUIPMENT</b>	
<b>RECOMMENDED</b>	Waste spider bucket model RR360 with 5 shovels Scrap spider bucket model RV320 with 6 shovels
<b>WEIGHT</b>	approx. 16 tonnes in working order
<b>SOUND LEVEL</b>	<b>NOISE LIMITATION</b> (Dir 2000/14/EC – 2005/88/EC) Sound pressure level at the driver's seat LpA 72 dB
<b>MOVEMENT</b>	<b>MACHINERY DIRECTIVE</b> (Dir 2006/42/EC)
<b>METER</b>	Electronic stability control device of the machine depending on the loads handled and their position with danger warning by means of acoustic and light signals, blocking of movements when stability limits are reached.

*The manufacturer reserves the right to make changes to the products or their specifications.*

# → T207E

## ELECTRIC POWER





OFFICINA MECCANICA F.LLI TABARELLI S.P.A.

VIA CARLO ALBERTO DALLA CHIESA, 2

37060 - MOZZECANE (VR) - ITALY

TEL. +39 045 7930007 FAX +39 045 7930214

INFO@TABARELLI.COM WWW.TABARELLI.COM

gasweb.it

**TABARELLI**  
FOR A BETTER WORK

