

# T409-2CE

ELECTRIC  
MATERIAL  
HANDLER



6,5 TON



23-24 TON



1X50 KW



8,5-10 M

75 YEARS OF EXPERIENCE,  
DRIVING CHANGE,  
DESIGNED FOR THE FUTURE

**TABARELLI**





# T409-2CE

## ELECTRIC MATERIAL HANDLER

Working in a sustainable way



## Four working speeds

Like the T308E, this model can also be used in different ways, depending on the requirements.

### > Speed 1: ECO

The first speed has low energy consumption, with low speed of movement but high precision. Ideal for prolonging battery life.

### > Speed 2: NORMAL

The second speed provides balanced consumption with good performance. This is the mode that is used to bring out the efficiency of the machine.

### > Speed 3: DYNAMIC

The third speed is the right compromise to work with a dynamic machine and still maintain a good energy consumption.

### > Speed 4: POWER

The fourth speed can be used for work requiring high performance. In such cases, the machine performs to its full capacity.

**FOUR WORKING SPEEDS:**  
→ ECO, → NORMAL,  
→ DYNAMIC, → POWER

More than **75 years of experience** in the design and construction of wheeled **material handlers** for the collection and handling of ferrous scrap, metals and industrial waste; our best guarantee of a proven historical reliability.

All our material handling machines have been designed and manufactured to ensure: great ease of use, low maintenance and **high production performance**.






## THE TIME FOR ELECTRIC IS NOW: → HERE IS THE NEW T409-2CE

### **Working in a sustainable way is becoming more and more of a necessity,**


which is why the Tabarelli handler range is expanding, introducing a second electric model. The size of this machine allows the operator to work with excellent lifting capacity and stability, while maintaining low energy consumption.

The new design distinguishes it from Diesel handlers and features futuristic lines.

These are the main features that make the new T409-2CE an excellent investment to increase corporate sustainability without sacrificing performance!



New LED lights for low energy consumption



Fast batteries change for two working shifts

## NEW DESIGN, →SILENT



### NEW DESIGN

Studied and designed down to the smallest detail, the new design of the T409-2CE is absolutely exclusive. The cutting-edge lines that identify it convey the true character of this model: innovative and ecological. This is emphasised by the peculiarity of the LED on the rear ballast, which outlines the futuristic personality of this sustainable handler.

Overall, the new T409-2CE has an attractive design, which differentiates this electric model from the Diesel models not only in terms of technical and mechanical features, but also in terms of appearance.

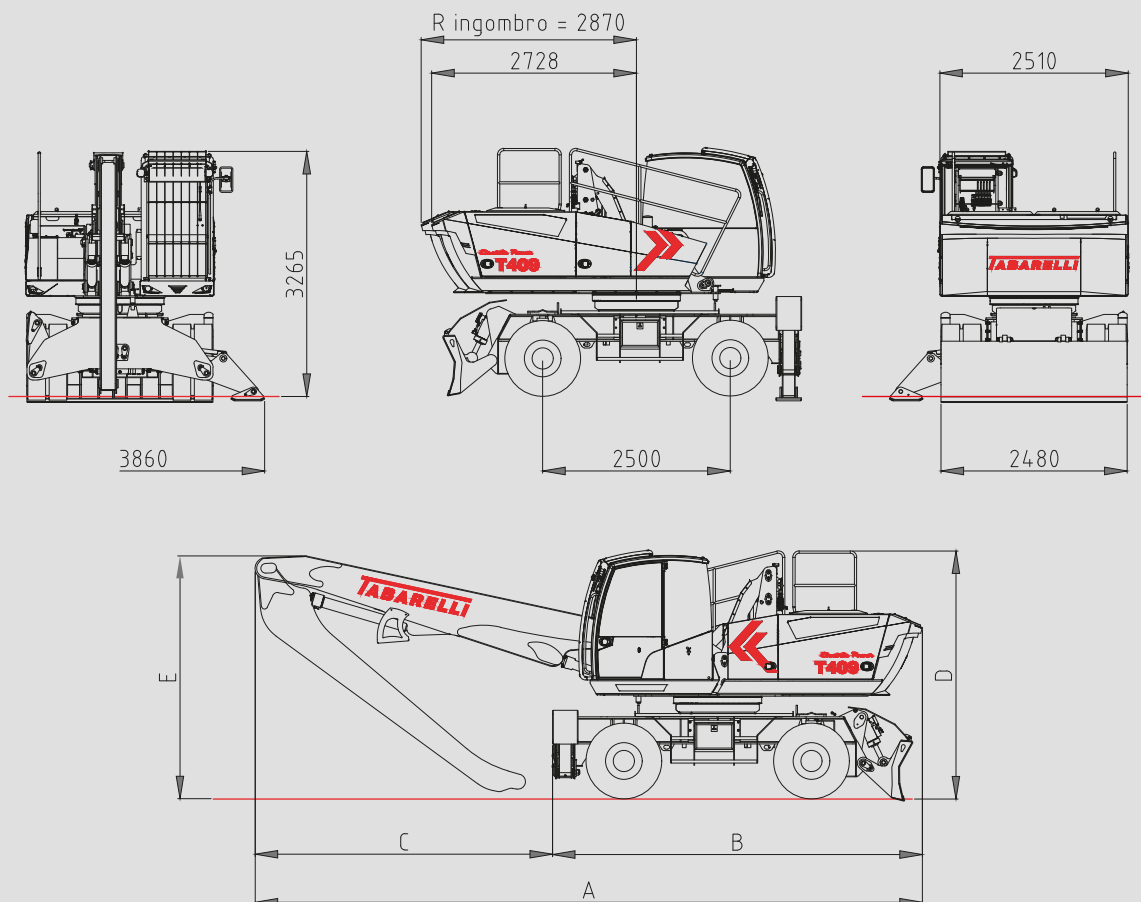
### SILENT

One of the advantages of having an electric handler, in addition to reduced environmental impact and increased sustainability, is the reduction of noise during work.

Operating a very quiet machine at the end of the day makes all the difference! This is also one of the features that entices customers to approach the green world.



# DIMENSIONS



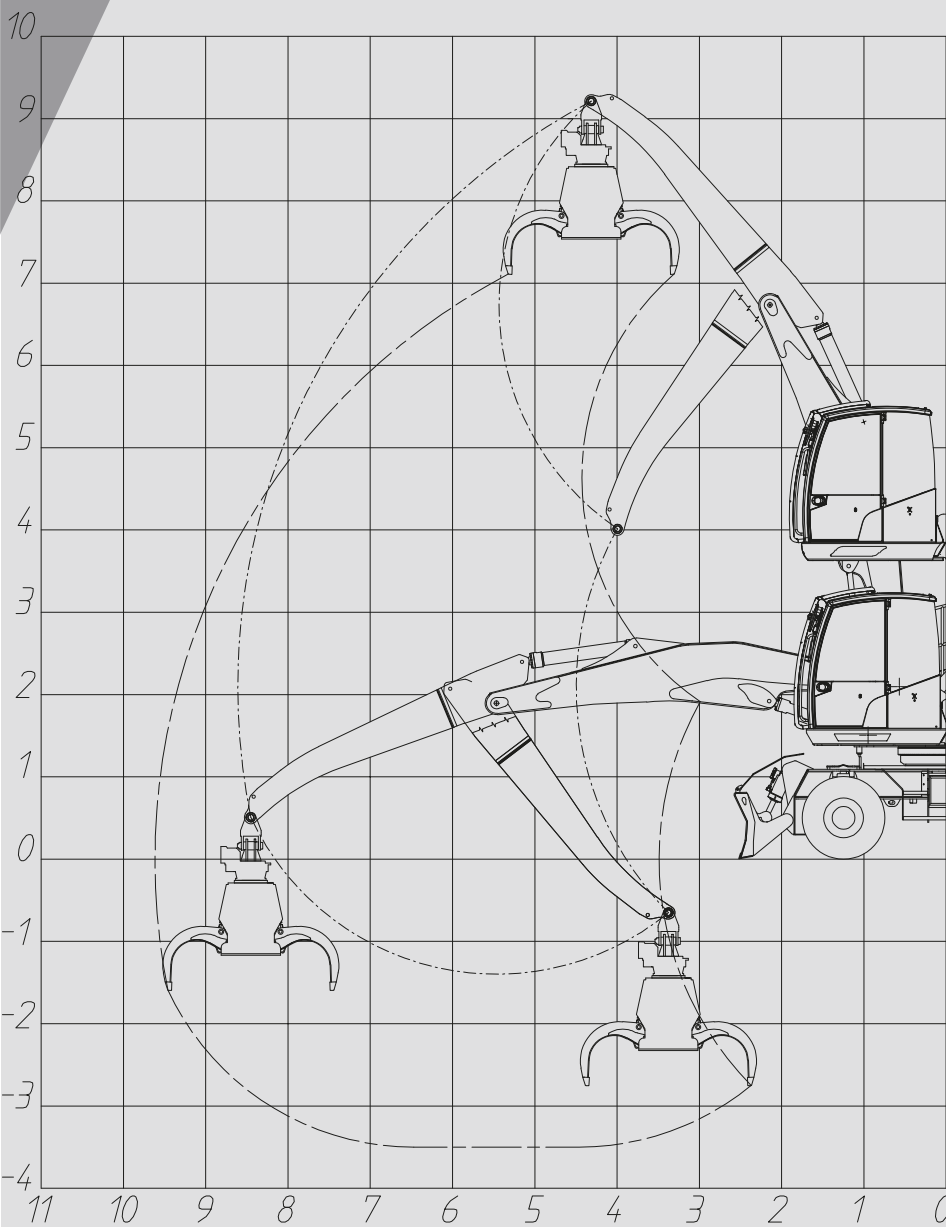
dimensions mm	version 8,5 m	version 9,2 m	version 10 m
A	8840	8890	8890
B	4930	4930	4930
C	3910	3960	3960
D	3300	3300	3300
E	2645	3240	3240

## > STANDARD EQUIPMENT

- > Radio with loudspeaker
- > 5 LED lights
- > Front shovel
- > Four-wheel drive
- > Two-speed gearbox
- > Electric steering system
- > Super-elastic solid tires
- > Intermediate rubber rings
- > Two-pieces boom with secondary one monolythic, total length 9.2m
- > Hydraulic lifting cab
- > Two rear outriggers
- > Automatic greasing system

## < OPTIONAL

- < Undercarriage with 2 front + 2 rear outriggers
- < Undercarriage with 2 front + 2 rear outriggers and front shovel
- < Two-pieces boom with secondary one monolythic, total length 8.5m
- < Two-pieces boom with secondary one monolythic, total length 10.0m
- < Two-pieces selecting boom, total length 9.5m
- < Air conditioning with air-prefiltering



# T409 2CE

ELECTRIC  
MATERIAL  
HANDLER

8,5 m

HOOK LIFTING CAPACITY IN TONS																					
				4,0			5,0			6,0			7,0			8,0			8,5		
8,0							4,0	4,0	3,5												
7,0							4,0	4,0	3,5	3,6	3,6	3,1									
6,0							3,8	3,8	3,3	3,6	3,6	3,1	3,4	3,4	2,9						
5,0							3,9	3,9	3,4	3,6	3,6	3,1	3,4	3,4	2,5						
4,0							3,9	3,9	3,4	3,7	3,7	3,2	3,4	3,4	2,5						
3,0							4,1	4,1	3,6	3,8	3,8	3,3	3,4	3,4	3,0						
2,0							4,4	4,4	3,9	3,8	3,8	3,1	3,4	3,3	2,5						
1,0							4,4	4,4	3,9	4,1	4,1	3,1	3,6	3,6	3,1	3,2	3,2	2,8			
0,0							5,4	5,4	4,7	4,1	4,1	3,5	3,6	3,6	3,3	3,2	3,2	2,7			
-1,0							6,1	6,1	5,3	4,1	4,1	3,1	3,6	3,6	3,3	3,2	3,2	2,7	3,1	3,1	2,7
							6,1	6,1	5,3	4,3	4,3	3,7	3,7	3,7	3,2	3,2	3,2	2,8	3,1	3,1	2,7
							5,2	5,2	4,5	4,3	4,3	3,0	3,7	3,7	3,2	3,2	3,2	2,8	3,1	3,1	2,7
							5,2	5,0	3,8	4,3	4,0	3,0	3,7	3,7	3,2	3,2	3,2	2,8	3,1	3,1	2,7
							5,5	5,5	4,8	4,4	4,4	3,9	3,7	3,7	3,2	3,1	3,1	2,7			
							5,5	4,9	3,7	4,4	3,9	2,9	3,7	3,2	2,4	3,1	2,6	2,0			
							7,1	7,1	6,2	4,4	4,4	3,9	3,7	3,7	3,2						
							7,1	6,4	4,8	4,4	3,8	2,8	3,7	3,1	2,3						

The values, expressed in tonnes, are to be considered: at the hook without any lifting accessories, with the machine stopped on a flat firm horizontal surface, with the oscillating axle locked.

Max. longitudinal lifting capacity Max. lifting capacity at 360° ISO 10567 lifting capacity ON TIRES SHOVEL + 2 OUTRIGGERS

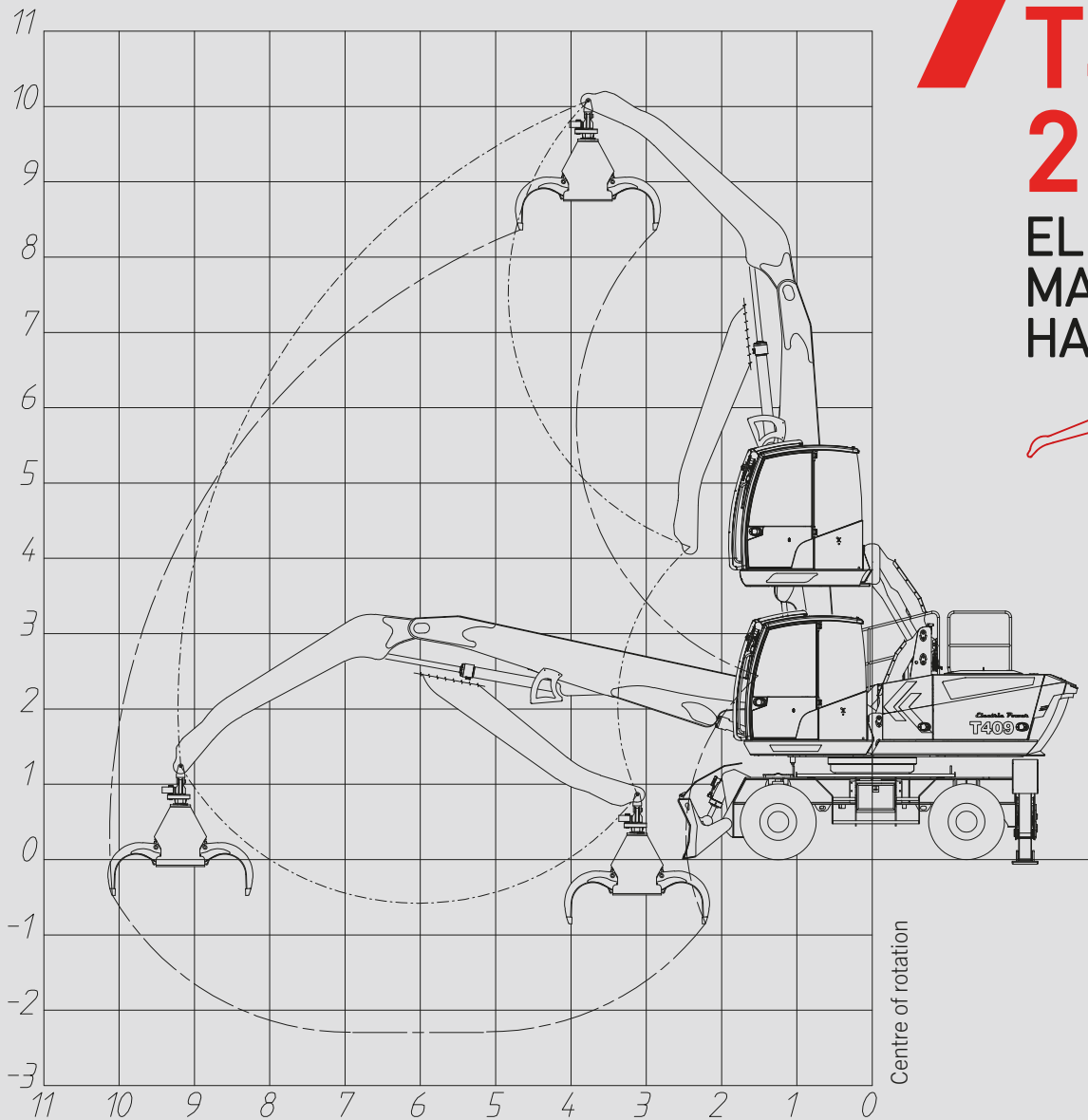
NOTE: the data and weights are indicative and not binding: Tabarelli reserves the right to make any changes it deems appropriate.



# T409 2CE
































## ELECTRIC MATERIAL HANDLER

9,2 m



## DIAGRAM OF MOVEMENTS

HOOK LIFTING CAPACITY IN TONS

HOOK LIFTING CAPACITY IN TONS																						
		  			  			  			 											
		3,0			4,0			5,0			6,0			7,0			8,0			9,2		
9,0	 							4,9	4,9	4,3												
8,0	 							4,9	4,9	4,3	4,3	4,3	3,7									
7,0	 										4,3	4,3	3,7	3,9	3,9	3,4						
6,0	 							4,9	4,9	4,3	4,4	4,4	3,8	3,9	3,9	3,4	3,6	3,6	3,1			
5,0	 							5,2	5,2	4,6	4,5	4,5	4,0	4,0	4,0	3,5	3,6	3,6	3,2			
4,0	 	9,4	9,4	8,1	7,0	7,0	6,1	5,6	5,6	4,9	4,8	4,8	4,2	4,2	4,2	3,6	3,7	3,7	3,2			
3,0	 	9,4	9,4	8,1	7,0	7,0	5,7	5,6	5,5	4,1	4,8	4,3	3,2	4,2	3,4	2,6	3,7	2,8	2,1			
2,0	 				7,8	7,8	6,7	6,0	6,0	5,3	5,0	5,0	4,4	4,3	4,3	3,7	3,8	3,8	3,3	3,2	3,2	2,8
					7,8	7,1	5,3	6,0	5,3	3,9	5,0	4,1	3,1	4,3	3,3	2,5	3,8	2,8	2,1	3,2	2,2	1,7
1,0	 				8,3	8,3	7,2	6,4	6,4	5,5	5,2	5,2	4,5	4,4	4,4	3,8	3,8	3,8	3,3	3,2	3,2	2,8
					8,3	6,7	5,0	6,4	5,0	3,8	5,2	4,0	3,0	4,4	3,2	2,4	3,8	2,7	2,0	3,1	2,2	1,7
0,0	 				8,4	8,4	7,3	6,5	6,5	5,6	5,3	5,3	4,6	4,4	4,4	3,8	3,8	3,8	3,3			
					8,4	6,4	4,8	6,5	4,8	3,6	5,3	3,8	2,9	4,4	3,1	2,4	3,8	2,6	2,0			
								6,3	6,3	5,5	5,2	5,2	4,5	4,3	4,3	3,7	3,6	3,6	3,1			
								6,3	4,7	3,5	5,2	3,7	2,8	4,3	3,1	2,3	3,6	2,6	1,9			

The values, expressed in tonnes, are to be considered: at the hook without any lifting accessories, with the machine stopped on a flat firm horizontal surface, with the oscillating axle locked.

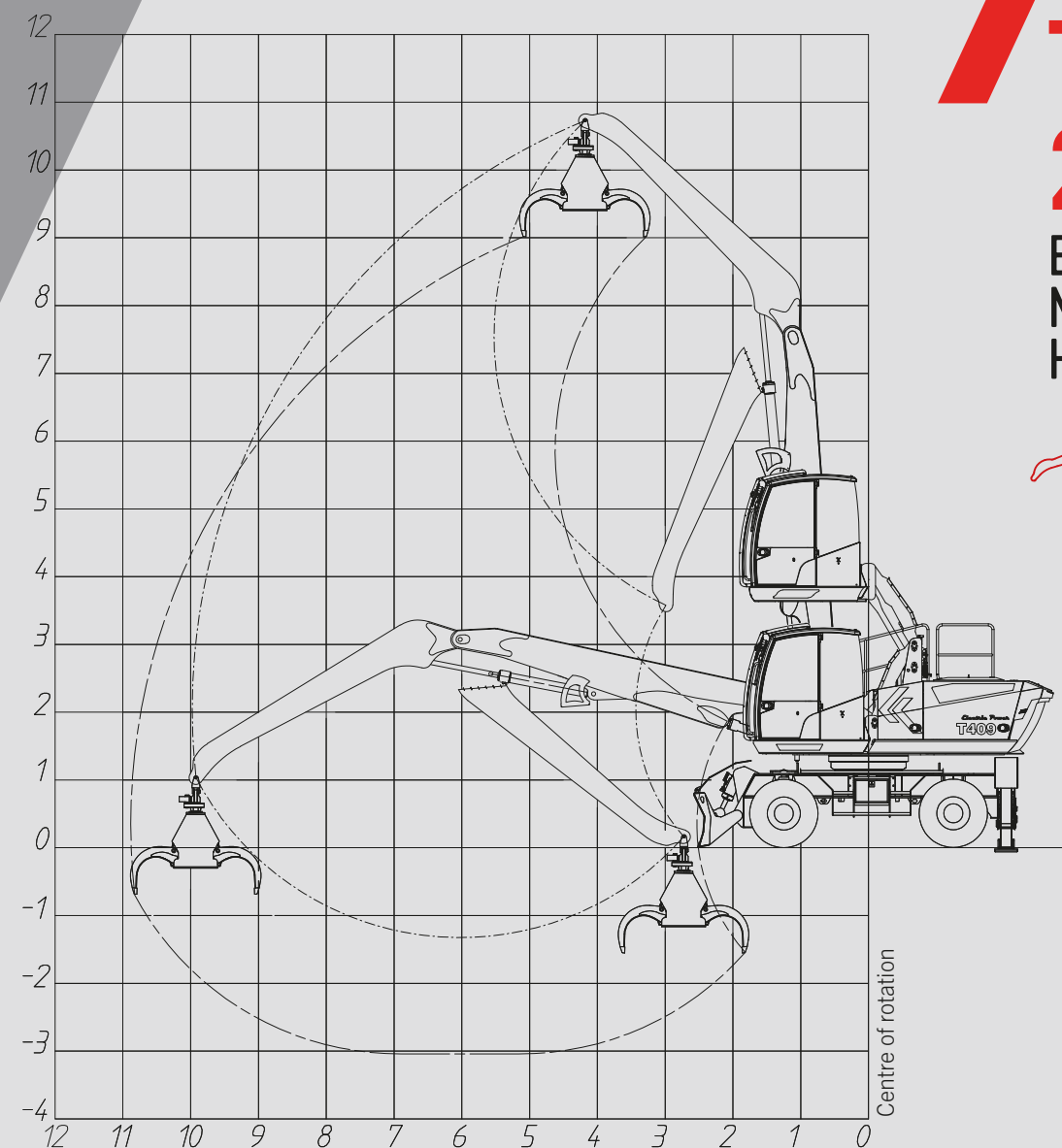
 Max. longitudinal lifting capacity  Max. lifting capacity at 360°  ISO 10567 lifting capacity  ON TIRES  SHOVEL + 2 OUTRIGGERS

NOTE: the data and weights are indicative and not binding: Tabarelli reserves the right to make any changes it deems appropriate.



# T409 2CE

ELECTRIC  
MATERIAL  
HANDLER



## DIAGRAM OF MOVEMENTS

HOOK LIFTING CAPACITY IN TONS		4,0			5,0			6,0			7,0			8,0			10,0			0,0		
10,0																						
9,0								4,10	4,10	3,60												
8,0								4,00	4,00	3,50	3,70	3,70	3,20									
7,0								4,00	4,00	3,50	3,70	3,70	3,20	3,40	3,40	3,00						
6,0								4,10	4,10	3,60	3,70	3,70	3,20	3,40	3,40	3,00						
5,0					4,80	4,80	4,20	4,30	4,30	3,70	3,80	3,80	3,30	3,50	3,50	3,00						
4,0		6,30	6,30	5,40	5,20	5,20	4,50	4,50	4,50	3,90	4,00	4,00	3,50	3,60	3,60	3,10						
3,0		7,10	7,10	6,20	5,70	5,70	4,90	4,80	4,80	4,20	4,10	4,10	3,60	3,70	3,70	3,20						
2,0		7,90	7,90	6,90	6,10	6,10	5,30	5,00	5,00	4,40	4,30	4,30	3,70	3,70	3,70	3,20	2,90	2,90	2,50			
1,0		8,30	8,30	7,30	6,40	6,40	5,60	5,20	5,20	4,50	4,40	4,40	3,80	3,80	3,80	3,30	2,80	2,00	1,50			

The values, expressed in tonnes, are to be considered: at the hook without any lifting accessories, with the machine stopped on a flat firm horizontal surface, with the oscillating axle locked.

Max. longitudinal lifting capacity    Max. lifting capacity at 360°    ISO 10567 lifting capacity    ON TIRES    SHOVEL + 2 OUTRIGGERS

NOTE: the data and weights are indicative and not binding: Tabarelli reserves the right to make any changes it deems appropriate.

# TECHNICAL CHARACTERISTICS

<b>MOTOR</b>	AC electric motor, power 1 x 50kW, controlled by power circuit
<b>BATTERIES</b>	2x1240Ah – 80V
<b>MOTOR SPEED (RPM) ADJUSTMENT</b>	Selector switch with 4 operating modes
<b>HYDRAULIC SYSTEM</b>	
<b>Main pump</b>	Variable displacement axial piston pump
<b>Max flow rate</b>	180 l/min (at 2250 rpm)
<b>Max pressure</b>	300 bar
<b>Adjustment</b>	Load sensing with constant power regulator and pressure cut-off function
<b>Heat exchanger</b>	Side-by-side element oil with by-pass valve
<b>Filter</b>	Partial flow on return to tank
<b>Tank capacity</b>	230l
<b>TURRET ROTATION</b>	
<b>Motor</b>	Axial piston with load-sensing manifold element
<b>Gearbox</b>	Planetary 2-stage
<b>Fifth wheel</b>	double-row ball bearing slewing ring made of special steel, with hardened inner gear
<b>Rotation speed</b>	0-8 rpm
<b>CAB</b>	
<b>Operator cab</b>	Spacious and comfortable, heated, soundproof, <b>with hydraulic scissor lifting system.</b> <b>Operator view approx. 5.3 metres from the ground</b> <b>Front protective grille and. 5 LED work lights</b>
<b>Guide rail</b>	<b>Push-button electric system on servo or power steering</b>
<b>Seat</b>	<b>GRAMMER</b> “gran comfort” with 6 settings and weight-adjustable suspension
<b>Dashboard</b>	Wide colour display with text and graphic symbols to control the main machine functions, alarms and data
<b>Main cross-motion servo-controls</b>	Built into the armrests with cross movement
<b>Travel control</b>	2-lever pedal
<b>Auxiliary movements</b>	Electric and electric-hydraulic control
<b>UNDERCARRIAGE</b>	
<b>Shifting</b>	Axial piston motor with starting and braking control valve
<b>Change</b>	2-speed with electro-hydraulic control
<b>Axles</b>	<b>Two-wheel drive</b> with large industrial axles and planetary gearbox in the hubs. Front oscillating steering axle with hydraulic locking cylinders
<b>Rims</b>	7.00/20 with 10 holes
<b>Tires</b>	8 super-elastic solid tyres 12.00/20
<b>Brake</b>	Disc parking
<b>Speed</b>	
<b>1 ^</b>	0-4 km/h
<b>2 ^</b>	0-10 km/h
<b>Blade</b>	<b>1 front blade</b> with stabilizer function
<b>Stabilisers</b>	<b>2 hydraulic rear stabilisers</b> with 90° opening, articulated feet and chrome-plated rod protections
<b>OPTIONAL</b>	Cart with <b>4 stabilisers</b> (2 front and 2 rear) <b>without front loader</b>

**BOOM**  
**Structure** Steel, monolithic high-strength, in 2 elements with monolithic secondary  
**Length** 8.5 to 10m optional (9.5m with selector arm)  
**Bushings and pins** Made of special steel for concrete  
**Cylinders** Two cylinders on the 1st arm and one cylinder on the 2nd arm with hydraulic braking

**EQUIPMENT** Grab for scrap model RR560 with 5 blades  
**RECOMMENDED** Grab for scrap model RV400 with 6 blades  
**WEIGHT** about 23-24 ton in working order  
**SOUND LEVEL** **NOISE REDUCTION** (Dir 2000/14/CE - 2005/88/CE)  
 Sound pressure level at driving position LpA 72 dB

**MEASURING SYSTEM FOR MOVEMENT** **MACHINERY DIRECTIVE** (Dir 2006/42/CE)  
 Electronic monitoring device for the stability of the machine according to the loads moved and their position with warning of danger by means of acoustic and light signals, blocking of movements upon reaching of stability limits.

*The manufacturer reserves the right to make changes to the products or their specifications*

## →T409-2CE



OFFICINA MECCANICA F.LLI TABARELLI S.P.A.

VIA CARLO ALBERTO DALLA CHIESA, 2

37060 - MOZZECANE (VR) - ITALY

TEL. +39 045 7930007 FAX +39 045 7930214

INFO@TABARELLI.COM WWW.TABARELLI.COM

gasweb.it

**TABARELLI**  
FOR A BETTER WORK

