

# T409-2C

MATERIAL  
HANDLER



75 YEARS OF EXPERIENCE,  
A DRIVING FORCE,  
DESIGNED FOR THE FUTURE

**TABARELLI**





# T409-2C

## WHEELED INDUSTRIAL MATERIAL HANDLER

Economical consumption





### > Agile and fast

The small footprint and the ability to choose from a variety of configurations give the T409-2C the ability to juggle in tight spaces without compromising the speed and the efficiency of movements. This allows you to always get the best result in the easiest way.

### > Stable and safe

The generous ballast on the undercarriage and turret give the T409-2C excellent stability in all loading conditions. This facilitates the operator's work and increases the safety and ease of movement of the machine, ensuring the best productivity.

### > Highly productive

The combination of a compact, powerful and energy-efficient engine with a high capacity hydraulic system and sensitivity give T409-2C the best performance and fuel consumption ratio.

IT ALLOWS YOU TO ALWAYS GET  
THE BEST RESULT  
IN THE EASIEST WAY

More than **75 years of experience** in the design and manufacture of wheeled **material handlers** for the collection and handling of ferrous scrap, metals and industrial waste is the best guarantee of a proven historical reliability.


All our material handlers have been designed and manufactured to ensure: great ease of use, low maintenance and **high production performance**.



## BEST RETURN > ON INVESTMENT

### **Best performance and power consumption ratio**

The enhanced cooling system ensures the control of the correct operating temperatures both with engine and pumps, resulting in long service life and reduced fuel consumption.

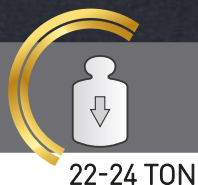


# POWERFUL, FAST, ECONOMIC >AND COMFORTABLE

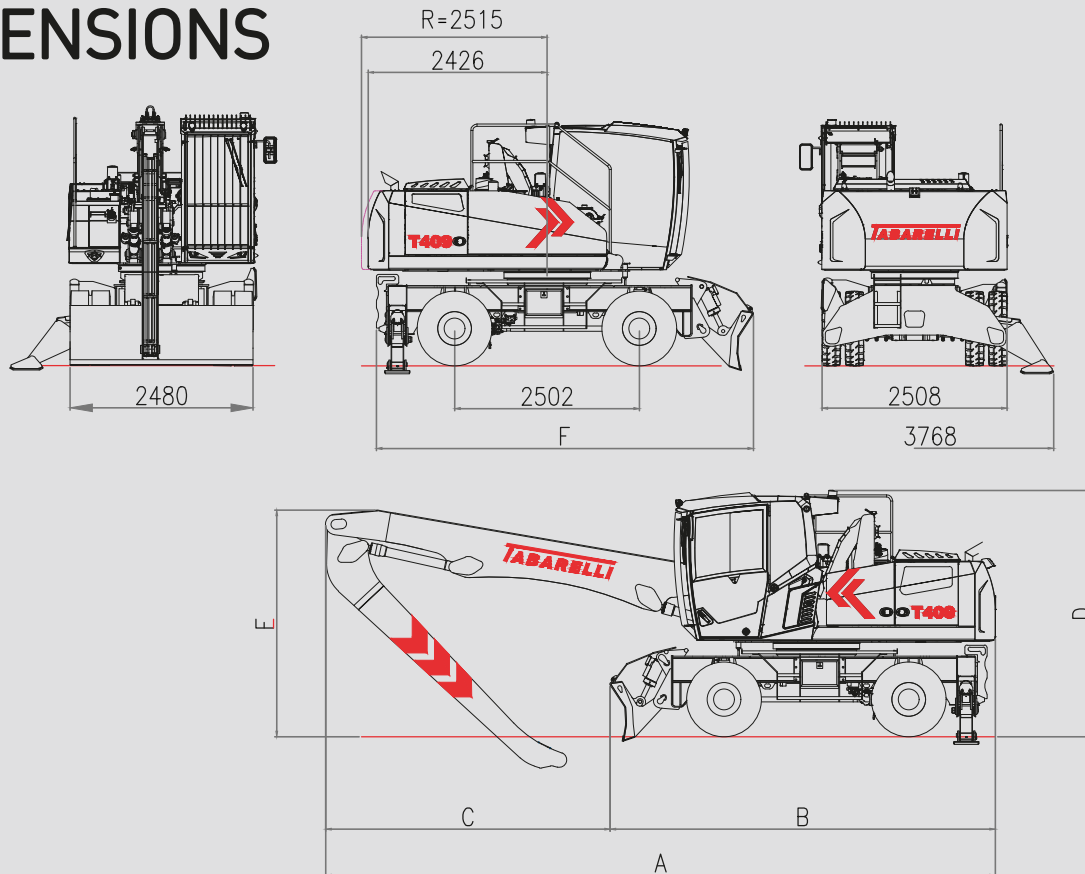


The NEW T409-2C, born from the experience gained with its predecessor T409-2C, boasts different features: power, speed, economy, sensitivity, comfort, stability, versatility, all present at the same time and all usable at will depending on the situation and the specific needs.

In short, T409-2C is the material handler that allows you to achieve maximum performance with minimal effort.



# DIMENSIONS



dimensions mm	9,2 m version		10 m version		10,7 m version		□ ⊥ = BLADE + 2 OUTRIGGERS ⊥ ⊥ = 4 OUTRIGGERS
	□ ⊥	⊥ ⊥	□ ⊥	⊥ ⊥	□ ⊥	⊥ ⊥	
A	8590	8590	8589	8589	9073	9073	
B	5010	4785	5010	4785	5010	4785	
C	3580	3805	3579	3804	4063	4288	
D	3338	3338	3338	3338	3338	3338	
E	3250	3250	3297	3297	3493	3493	
F	5010	5785	5010	5785	5010	5785	

## > STANDARD EQUIPMENT

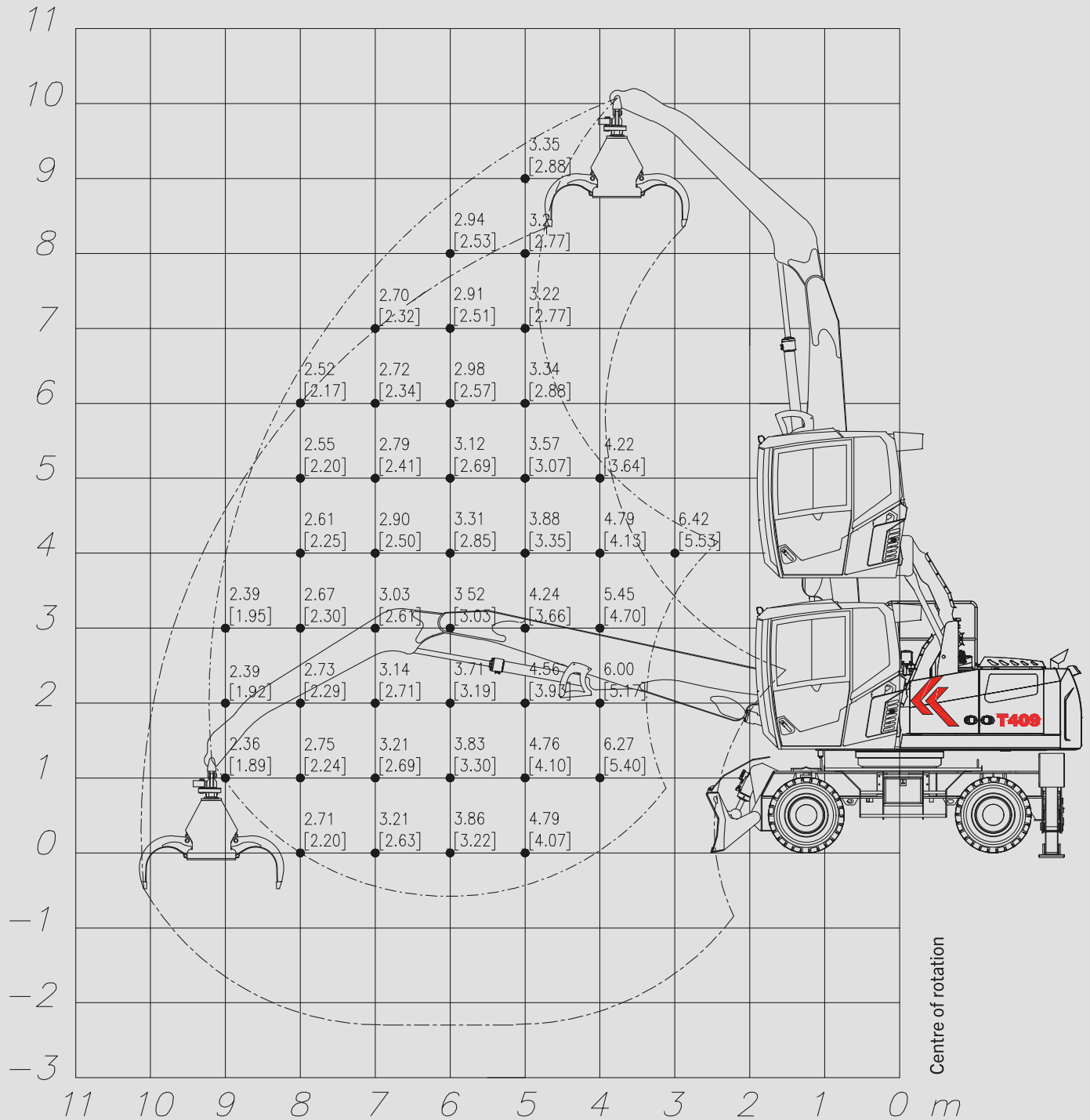
- > Front stabilising blade
- > Rear stabilisers
- > Four-wheel drive
- > Two-speed transmission
- > Oscillating axle with hydraulic locking
- > Power steering or electric steering control
- > Superelastic solid tyres
- > Pantograph-type cab lifting system
- > Cab heating
- > Air conditioning with forced air recirculation
- > Car radio with Bluetooth hands-free
- > No. 5 LED work lights
- > Total boom length 10.0 m from slewing ring centre. Working reach with attachment 11.0 m
- > Automatic greasing system
- > Remote diagnostics
- > Scheduled maintenance with service reminders

## < OPTIONAL EQUIPMENT

- < Frame with No. 4 stabilisers
- < Magnetic lifting system
- < LED lights on mid-boom
- < Rear and/or side camera
- < Pneumatic seat
- < Weighing system
- < Centralised greasing system for undercarriage
- < Total boom length 10.7 m from slewing ring centre. Working reach with attachment 11.7 m.
- < Total boom length with selector 9.5 m from slewing ring centre. Working reach with attachment 10.5 m.

# BOOM MOVEMENT DIAGRAM 9,2 M

# T409 2C

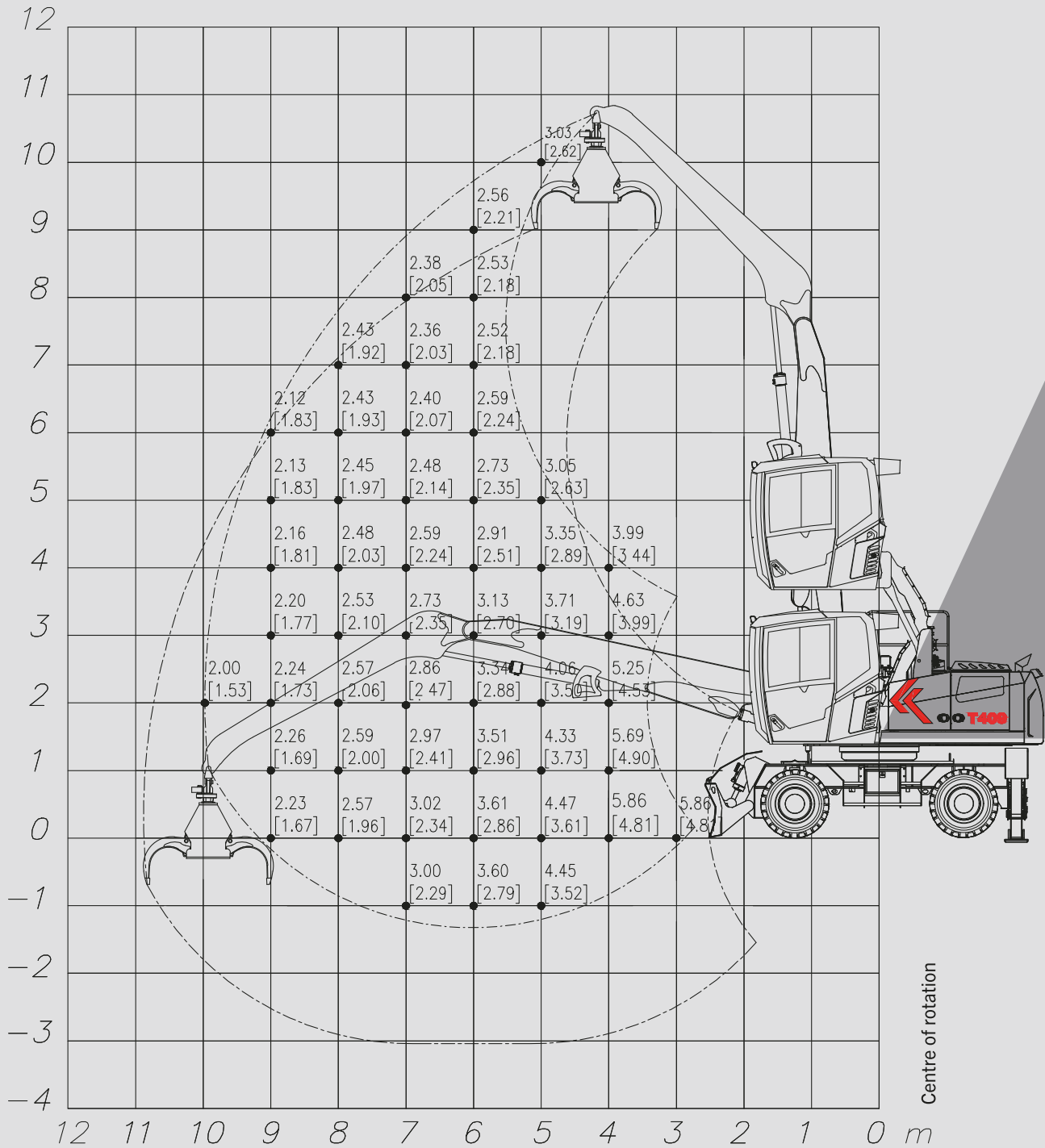


The lifting capacities are given in tons and apply to the end of the half-arm (excluding accessories). The load capacity on wheels at 360° is indicated by the value in square brackets. The other value indicates the load capacity when the outriggers are lowered and can be rotated through 360°. These values correspond to 75% of the tipping load or 87% of the hydraulic lifting force, in accordance with ISO 10567.

NOTE: Data and weights are indicative and not binding. Tabarelli reserves the right to make any changes it deems appropriate.

# BOOM MOVEMENT DIAGRAM 10 M

# T409 2C

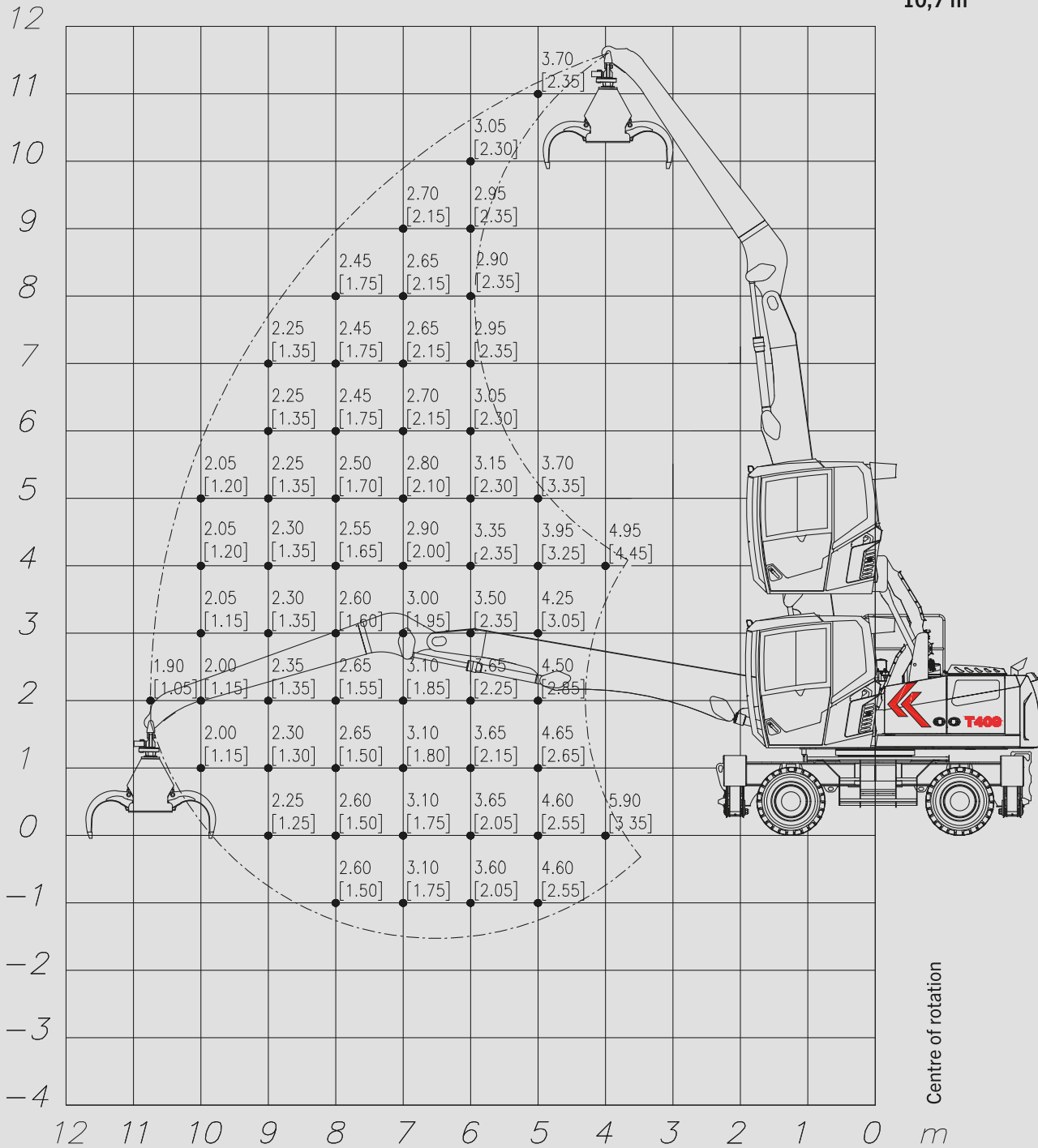
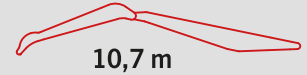


The lifting capacities are given in tons and apply to the end of the half-arm (excluding accessories). The load capacity on wheels at 360° is indicated by the value in square brackets. The other value indicates the load capacity when the outriggers are lowered and can be rotated through 360°. These values correspond to 75% of the tipping load or 87% of the hydraulic lifting force, in accordance with ISO 10567.

NOTE: Data and weights are indicative and not binding. Tabarelli reserves the right to make any changes it deems appropriate.

# BOOM MOVEMENT DIAGRAM 10,7 M

# T409 2C



The lifting capacities are given in tons and apply to the end of the half-arm (excluding accessories). The load capacity on wheels at 360° is indicated by the value in square brackets. The other value indicates the load capacity when the outriggers are lowered and can be rotated through 360°. These values correspond to 75% of the tipping load or 87% of the hydraulic lifting force, in accordance with ISO 10567.

NOTE: Data and weights are indicative and not binding. Tabarelli reserves the right to make any changes it deems appropriate.

# TECHNICAL SPECIFICATIONS

## ENGINE

<b>Model</b>	Cummins BF3.8 (EU Stage $\text{\AA}$ V / US Tier $\text{\AA}$ 4f)
<b>Displacement</b>	3.8 l
<b>Power</b>	101 kW (137 HP)
<b>Cooling</b>	liquid-cooled
<b>Air filter</b>	2-stage dry with cyclone pre-filter
<b>Fuel tank capacity</b>	200 l
<b>AdBlue tank</b>	38 l
<b>Electrical system</b>	24 V
<b>Engine speed control</b>	by button. Auto Idle function (return to idle speed during inactivity)

## HYDRAULIC SYSTEM

<b>Main pump</b>	Axial piston pump with variable flow and pressure cut-off, oil delivery depending on demand (Load-sensing)
<b>Max flow rate</b>	230l/min
<b>Control</b>	Load-sensing with electronic management of absorbed power based on engine speed
<b>Heat exchanger</b>	air/water/oil stacked elements with hydraulically-driven reversing-flow fan for cooling and radiator cleaning
<b>Filtration</b>	total return-to-tank filtration
<b>Hydraulic tank capacity</b>	Tank capacity

## UPPER STRUCTURE

### ROTATION

<b>Motor</b>	axial piston type with Load-sensing distributor and integrated protection valves
<b>Reducer</b>	2-stage planetary reduction gearbox
<b>Slewing ring</b>	in special steel with double ball race and hardened internal gearing
<b>Rotation speed</b>	0-7 rpm

### CAB

<b>Operator cab</b>	large and comfortable, heated, sound-insulated, hydraulically liftable. Operator visibility approx. 5.3 m; air conditioning system with 3 speeds, adjustable vents and dust pre-filter. Front and top protective guards opening on hinges
<b>Steering</b>	electric joystick control or power steering via steering wheel
<b>Seat</b>	6-way adjustable with suspension adjustable to weight
<b>Dashboard</b>	large touch-screen display for machine functions, alarms and data
<b>Main controls</b>	integrated in armrests with cross movement
<b>Travel pedal</b>	with 2 levers
<b>Auxiliary</b>	functions electric or electro-hydraulic control

### BOOM

<b>Structure</b>	high-strength steel
<b>Length</b>	from 8.5 m to 10.7 m optional (also with extension or selector)
<b>Bushings and pins</b>	in special case-hardened steel
<b>Cylinders</b>	double on 1st boom and single on 2nd boom with hydraulic damping (10.7 m version: double cylinders on both 1st and 2nd boom)

## UNDERCARRIAGE

<b>Travel</b>	axial piston motor with variable flow, start and brake control valves
<b>Transmission</b>	2-speed with electro-hydraulic control
<b>Axles</b>	four-wheel drive with industrial axles, 10 studs and planetary reduction in hubs. Steering and oscillating front axle with hydraulic locking cylinders, fixed rear axle
<b>Wheelbase</b>	2.5 m
<b>Rims</b>	7.00/20 with 10 holes
<b>Tyres</b>	No. 8 superelastic solid tyres 10.00/20
<b>Parking brake</b>	disc type
<b>Travel speed</b>	1st 0-5 km/h 2nd 0-15 km/h

**WEIGHT** 22 - 24 t depending on configuration

**RECOMMENDED ATTACHMENT** Clamshell grapple for WASTE RR560 with 5 tines  
Clamshell grapple for SCRAP RV400 with 6 tines

**NOISE LEVEL** **NOISE LIMITATION (Dir 2000/14/EC – 2005/88/EC)**  
**SOUND PRESSURE LEVEL** At operator position LpA 70 dB

**MOVEMENT MONITORING SYSTEM** **MACHINERY DIRECTIVE (Dir 2006/42/CE)**  
Electronic stability control system based on loads and their position, with acoustic and visual hazard warnings and automatic movement lock when stability limits are reached.

*The manufacturer reserves the right to make changes to the products or their specifications.*

# > T409-2C



OFFICINA MECCANICA F.LLI TABARELLI S.P.A.

VIA CARLO ALBERTO DALLA CHIESA, 2

37060 - MOZZECANE (VR) - ITALY

TEL. +39 045 7930007

INFO@TABARELLI.COM

WWW.TABARELLI.COM

**TABARELLI**

FOR A BETTER WORK

