

T712

MATERIAL HANDLER



75 YEARS OF EXPERIENCE,
A DRIVING FORCE,
PROJECTED INTO THE FUTURE

TABARELLI





T712

INDUSTRIAL MATERIAL HANDLER ON WHEELS

Full Control



> Stability and Balance

The lifting force must be balanced and supported by a suitable structure. The T712 boasts both characteristics. The large ballast on the slewing drive and the counterweights on the carriage provide excellent stability. In addition, the option of arranging the frame in different configurations makes the operator's task safer and easier.

> Control and Comfort

To increase productivity, the material handler must perform rapid and precise movements simultaneously, while avoiding shocks or jolts that negatively affect comfort, stability, and grip on the load. The T712's hydraulic "load sensing" system, with its electronic load control and finely tuned components — from the distributing element to the valves and servo-controls — enables perfectly progressive and controlled movements at speeds ranging from minimum to maximum.

> Reliability and Maintenance

Suitable maintenance is important for the proper operation of a machine and to ensure its reliability. For this reason, access to the T712's major maintenance points was made as convenient as possible. Furthermore, the display shows reports of scheduled maintenance deadlines, which makes executing them at the correct time easier.

THE INDUSTRIAL MATERIAL HANDLER FOR THOSE WHO LOVE TO BE IN CONTROL, IN ANY SITUATION!

With over **75 years of experience** designing and manufacturing wheeled **Material handlers** for picking up and handling scrap iron, metals, and industrial waste, we have a proven track record of reliability.

All our material handlers are designed and manufactured to ensure: great ease of use, low maintenance, and **high production efficiency**.



UNMATCHED > CONTROL AND POWER

A material handler for all purposes

A powerful material handler that allows users to choose whether to exploit its strength or its ability to extend by combining the different boom and frame options.

Thanks to these features, the T712 is ideal for all conditions where increased performance is required. This machine combines the power and efficiency of the "common rail" injection engine with the electronic management of the "load sensing" hydraulic system. Additional functions are provided by the instruments that allow the operator to maximise its potential.



Quick kit for routine engine maintenance



FULL AND TOTAL CONTROL >OVER PERFORMANCE



The T712 material handler offers both power and total control over performance. The T712's impressive range of action is achieved through its undercarriage counterweights and generous ballast, which ensure excellent stability even when working on wheels. The scissor-type cab lifting system, with a 5.6 m view from the ground and the hydraulic suspension, allow the operator to have full visibility of the loading area and maximize the machine's performance.



14 TON



33-36 TON

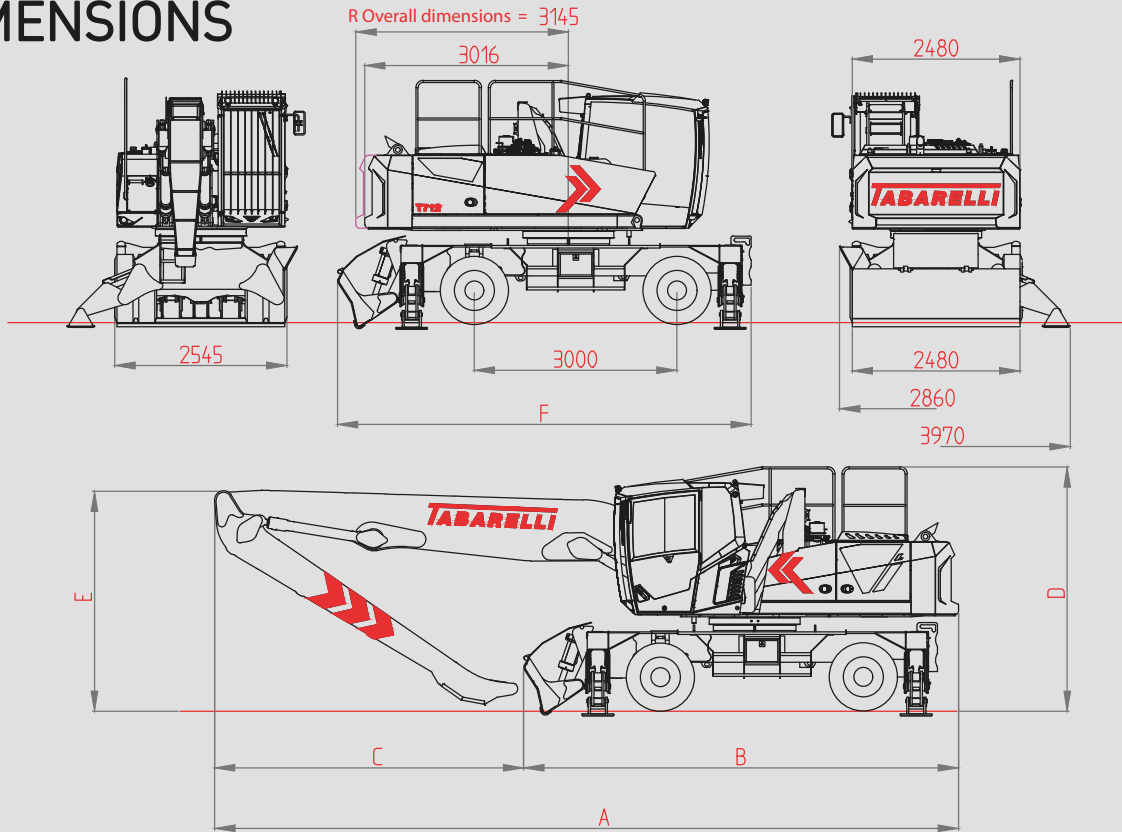


175 HP



11,3-13,3 M

DIMENSIONS



dimensions mm	vers. 11,3 m.			vers. 12,5 m.			vers. 13,3 m.			
	□□	□□	□□□	□□	□□	□□□	□□	□□	□□□	
A	10320	10320	10320	10990	10990	10990	11085	11085	11085	□□ = BLADE + 2 OUTRIGGERS
B	6120	5645	6435	6120	6435	6435	5730	5645	6045	□□ = 4 OUTRIGGERS
C	4200	4675	3885	4870	4555	4555	5355	5440	5040	□□□ = BLADE + 4 OUTRIGGERS
D	3620	3620	3620	3620	3620	3620	3620	3620	3620	
E	3620	3260	3620	3340	3340	3340	3345	3345	3345	
F	5730	5180	6045	5730	6045	6045	5730	5180	6045	

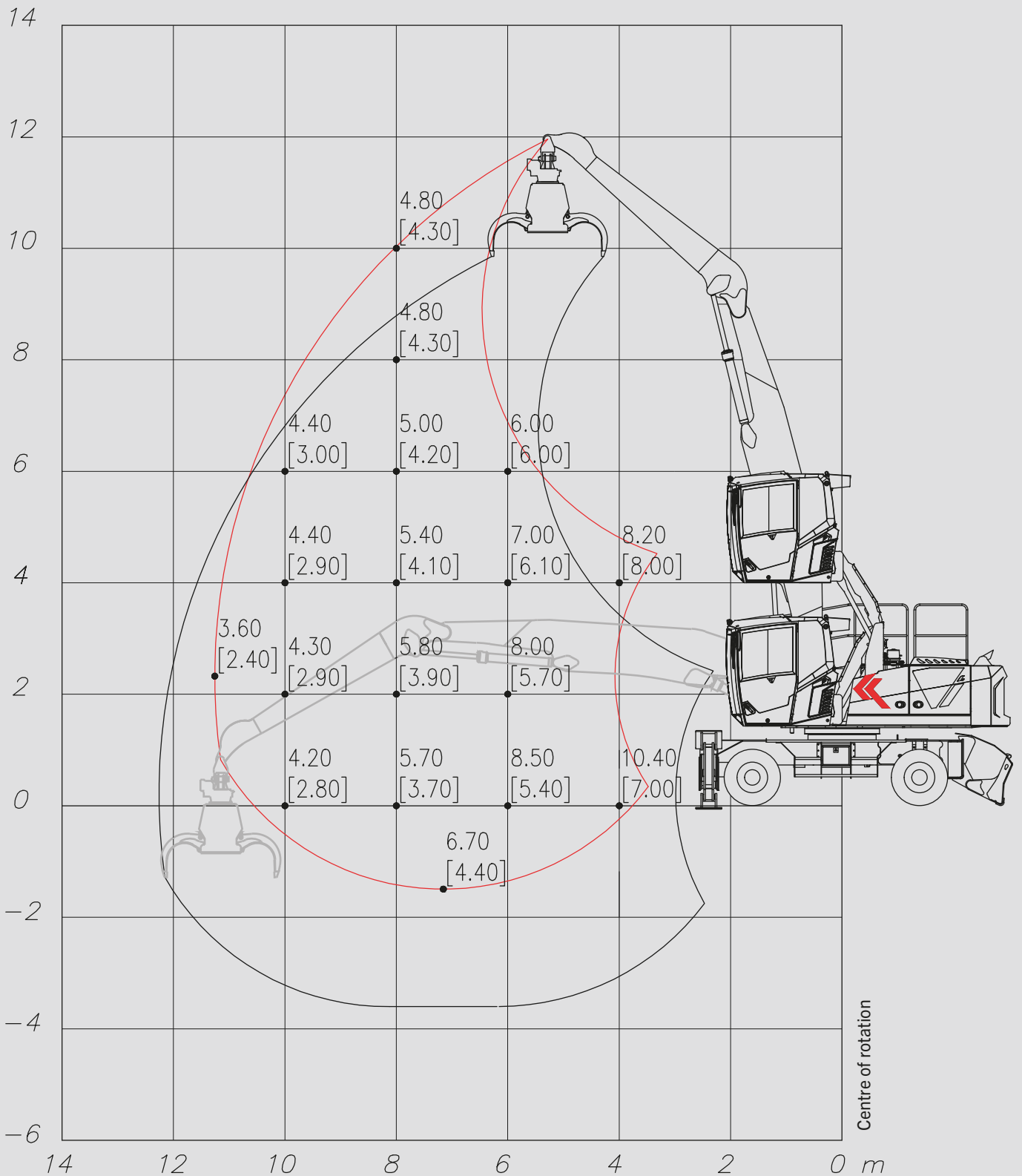
> STANDARD EQUIPMENT

- > Front blade
- > Rear outriggers
- > All-wheel drive
- > Speed gearbox
- > Oscillating axle with hydraulic locking system
- > Electric or hydraulic steering system
- > Super-elastic solid tyres
- > Scissor-type cab lifting system
- > In-cab heating
- > Air conditioning with forced recirculation
- > Bluetooth hands-free car stereo
- > 5 x LED work light
- > Total boom length 12.5 m from the centre of the slewing ring. Range of action with equipment 13.5 m.
- > Automated greasing system
- > Remote support
- > Scheduled maintenance with timetable

< OPTIONAL EQUIPMENT

- < Chassis equipped with 4 outriggers
- < Chassis equipped with 4 outriggers + front blade
- < HD chassis width 3 m
- < Magnetic lifting system
- < Elevating cab with FlyCab system. Op view 6 m
- < LED lights on half boom
- < Rear and/or side camera
- < Pneumatic seat
- < Weighing system
- < Central greasing of the carriage
- < Total boom length 11.3 m from the centre of the slewing ring. Range of action with equipment 12.3 m.
- < Total boom length 13.3 m from the centre of the slewing ring. Range of action with equipment 14.3 m.

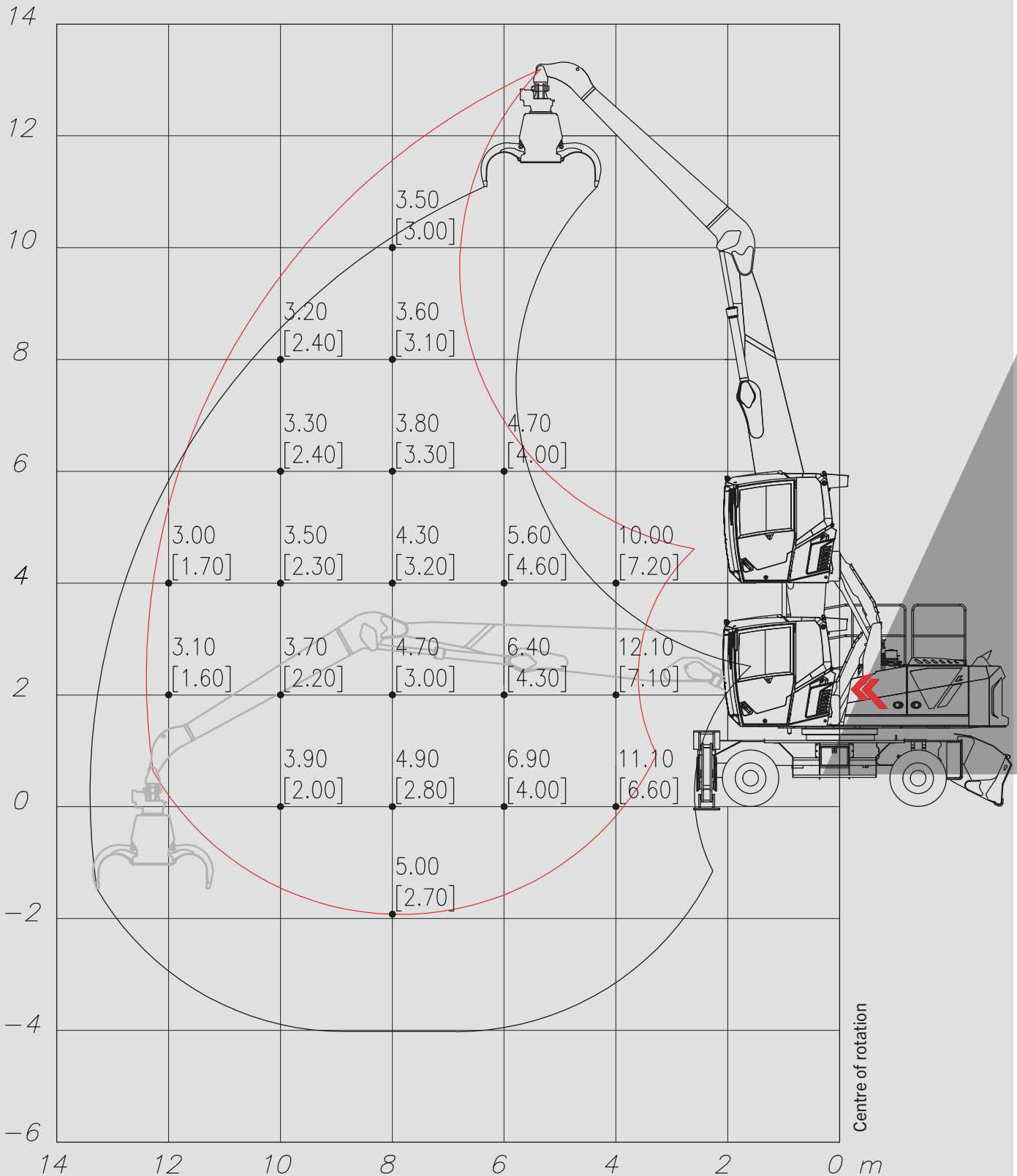
BOOM MOVEMENT DIAGRAM 11,3 M



The lifting capacities are given in tons and apply to the end of the half-arm (excluding accessories). The load capacity on wheels at 360° is indicated by the value in square brackets. The other value indicates the load capacity when the outriggers are lowered and can be rotated through 360°. These values correspond to 75% of the tipping load or 87% of the hydraulic lifting force, in accordance with ISO 10567.

NOTE: Data and weights are indicative and not binding. Tabarelli reserves the right to make any changes it deems appropriate.

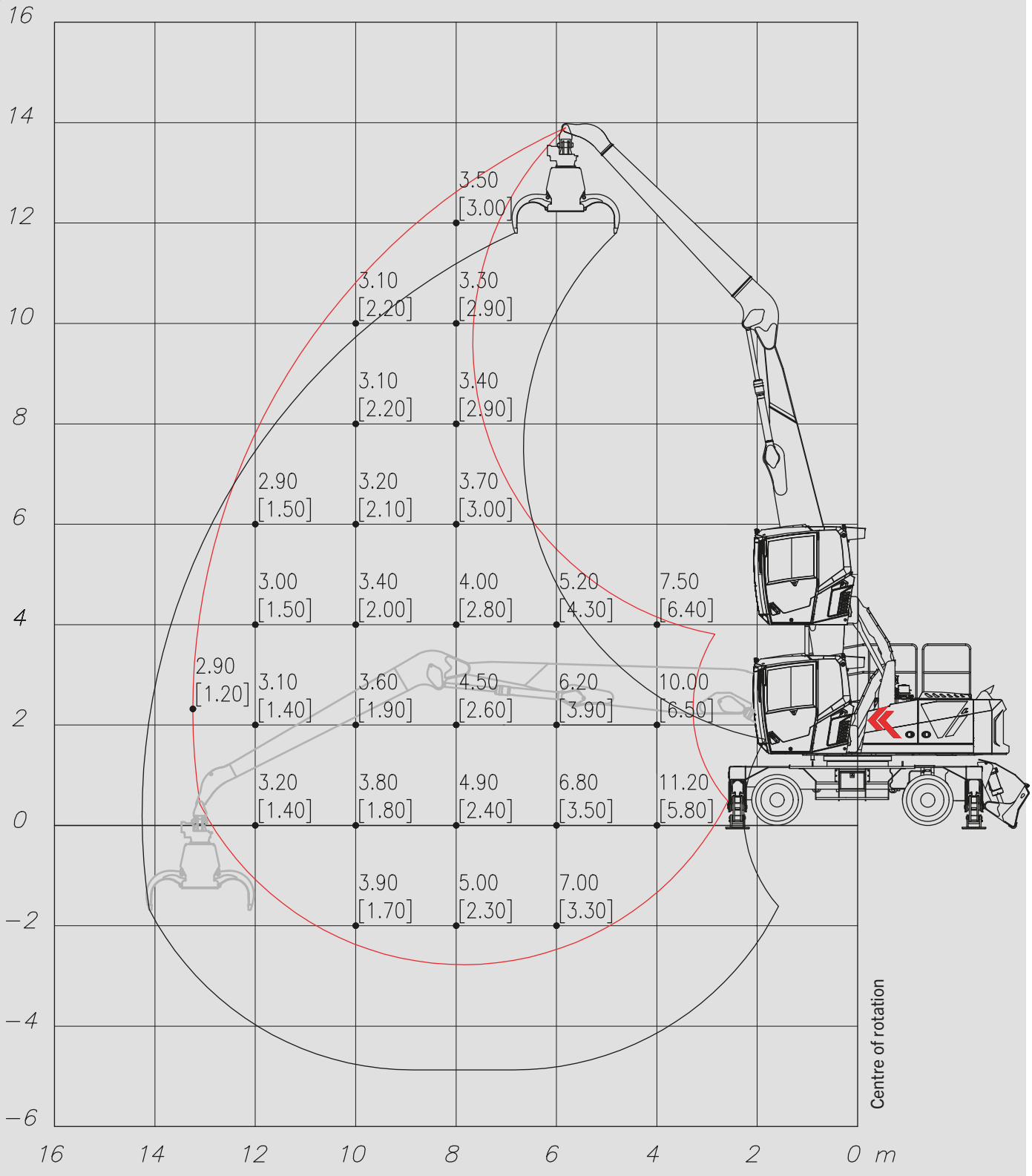
BOOM MOVEMENT DIAGRAM 12,5 M



The lifting capacities are given in tons and apply to the end of the half-arm (excluding accessories). The load capacity on wheels at 360° is indicated by the value in square brackets. The other value indicates the load capacity when the outriggers are lowered and can be rotated through 360°. These values correspond to 75% of the tipping load or 87% of the hydraulic lifting force, in accordance with ISO 10567.

NOTE: Data and weights are indicative and not binding. Tabarelli reserves the right to make any changes it deems appropriate.

BOOM MOVEMENT DIAGRAM 13,3 M



The lifting capacities are given in tons and apply to the end of the half-arm (excluding accessories). The load capacity on wheels at 360° is indicated by the value in square brackets. The other value indicates the load capacity when the outriggers are lowered and can be rotated through 360°. These values correspond to 75% of the tipping load or 87% of the hydraulic lifting force, in accordance with ISO 10567.

NOTE: Data and weights are indicative and not binding. Tabarelli reserves the right to make any changes it deems appropriate.

TECHNICAL SPECIFICATIONS

ENGINE

Model	CUMMINS B4.5 (U.E. StageV/U.S. Tier4f)
Displacement	4,5 l
Power	129 kW (175 HP)
Cooling	liquid cooled
Air filter	2-stage dry, with cyclone pre-filter
Tank Capacity	280 l
ADBLUE Tank	38 l
Electrical system	24 V
Engine speed adjustment	via button. Auto-Idle function (return to idle during inactivity)

HYDRAULIC SYSTEM

Main pump	variable displacement axial piston pump with pressure cutting function and oil flow adjustment according to demand (Load-sensing)
Max delivery rate	430 l/min
Adjustment	load-Sensing with electronic management of the power consumption according to the engine speed set
Exchanger	air/water/oil with overlapping elements and a flow-reversal fan for cooling and cleaning the radiant masses
Filtration	complete return filter to the tank
Tank capacity	450 l

SLEWING DRIVE

Motor	with axial pistons and Load Sensing distributing element and integrated protection valves
Gearbox	2-stage reduction planetary gearbox
Slewing ring	made of special steel with double-row ball bearing and hardened inner gear
Rotation speed	0-7 revs/min

CAB

Operator's cab	spacious and comfortable, heated, soundproofed, with hydraulic lifting system. Operator's view up to approx. 5.6 m. Air conditioning system with 3-speed fan and adjustable vents with dust pre-filter. Front and top grille guards with 90° opening
Drive Seat	electrically controlled on manipulator or hydraulic steering wheel with 6 settings and weight-adjustable suspension
Dashboard	wide touch screen display to control machine functions, alarms and data
Main servo-controls	integrated in the arm rests with cross movement
Shift control	with 2 levers
Auxiliary movements control	electric and electric-hydraulic control

UNDERCARRIAGE

Shifting	variable displacement axial piston motor with integrated starting and braking control valves
Gearbox	2-speed transmission with electro-hydraulic control
Axles	all-wheel drive with strong steering axles, with 10 studs and planetary gearbox in the hubs. Steering and oscillating front axle with hydraulic locking cylinders and rear fixed axle fisso
Pitch	3 m
Rims	8.00/20 with 10 holes
Tyres	8 super-elastic solid tyres 10.00/20
Brake	disc brake
Speed	Stage 1 0-5 km/h Stage 2 0-15 km/h

BOOM
Structure made of high-strength steel
Length 11.3/12.5/13.3 m
Bushings and pins made of case-hardening steel
Cylinders double cylinders on 1st and 2nd boom with hydraulic brake

RECOMMENDED EQUIPMENT grab for WASTE RR800 with 5 blades
grab for SCRAP RV600/RV601 with 6 blades

WEIGHT 33 -36 tons in working order
SOUND LEVEL **NOISE REDUCTION** (Directive 2000/14/EC - 2005/88/EC)
SOUND PRESSURE LEVEL LpA 77 dB (A) at driving position

MOVEMENT METER **MACHINERY DIRECTIVE** (Directive 2005/88/EC)
Electronic device used to monitor the stability of the machine according to the handled loads and their position with warning of danger by means of acoustic and light signals, blocking of movements upon reaching of stability limits.

The manufacturer reserves the right to make changes to the products or their specifications.

→ T712



OFFICINA MECCANICA F.LLI TABARELLI S.P.A.

VIA CARLO ALBERTO DALLA CHIESA, 2

37060 - MOZZECANE (VR) - ITALY

TEL. +39 045 7930007

INFO@TABARELLI.COM

WWW.TABARELLI.COM

TABARELLI
FOR A BETTER WORK



gasweb.it

TABARELLI

